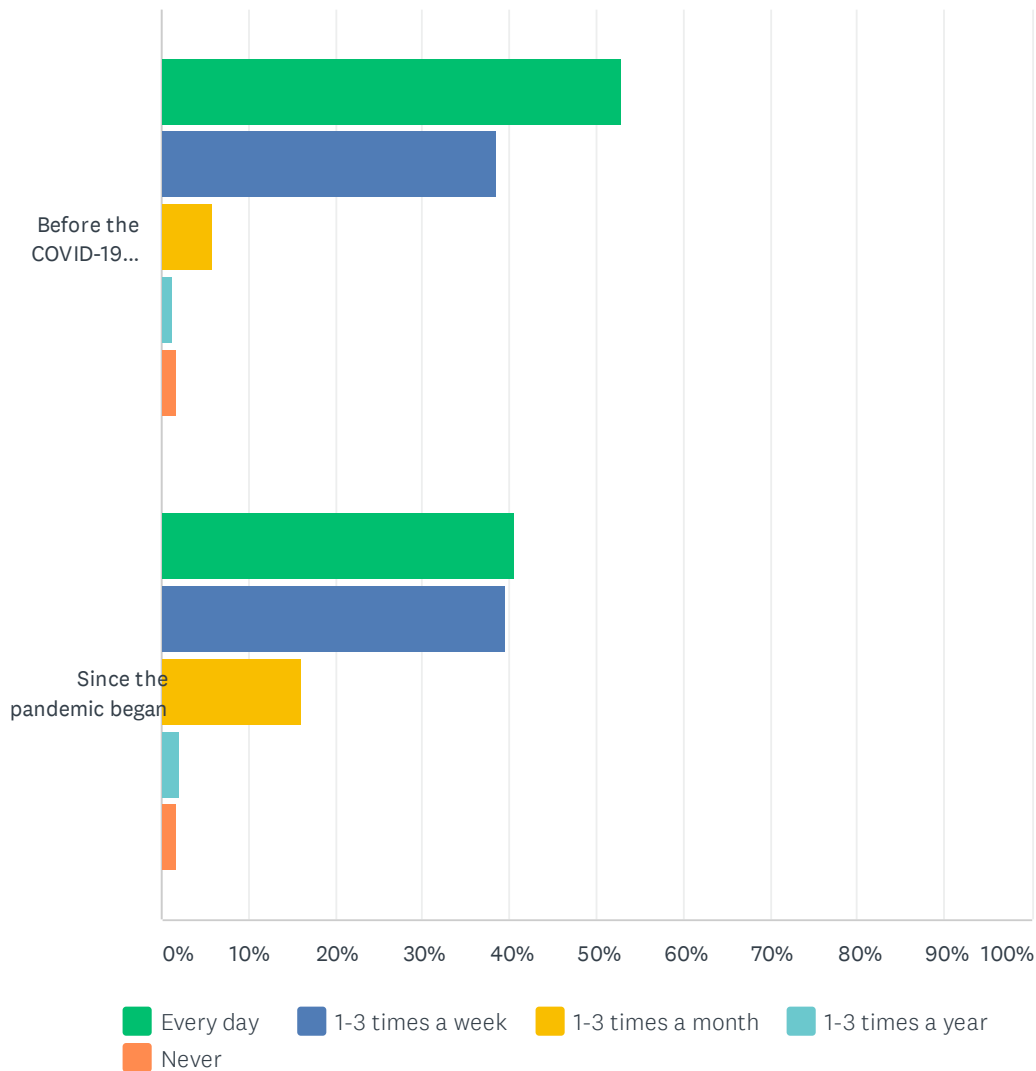


Q1 How often did you take photos?

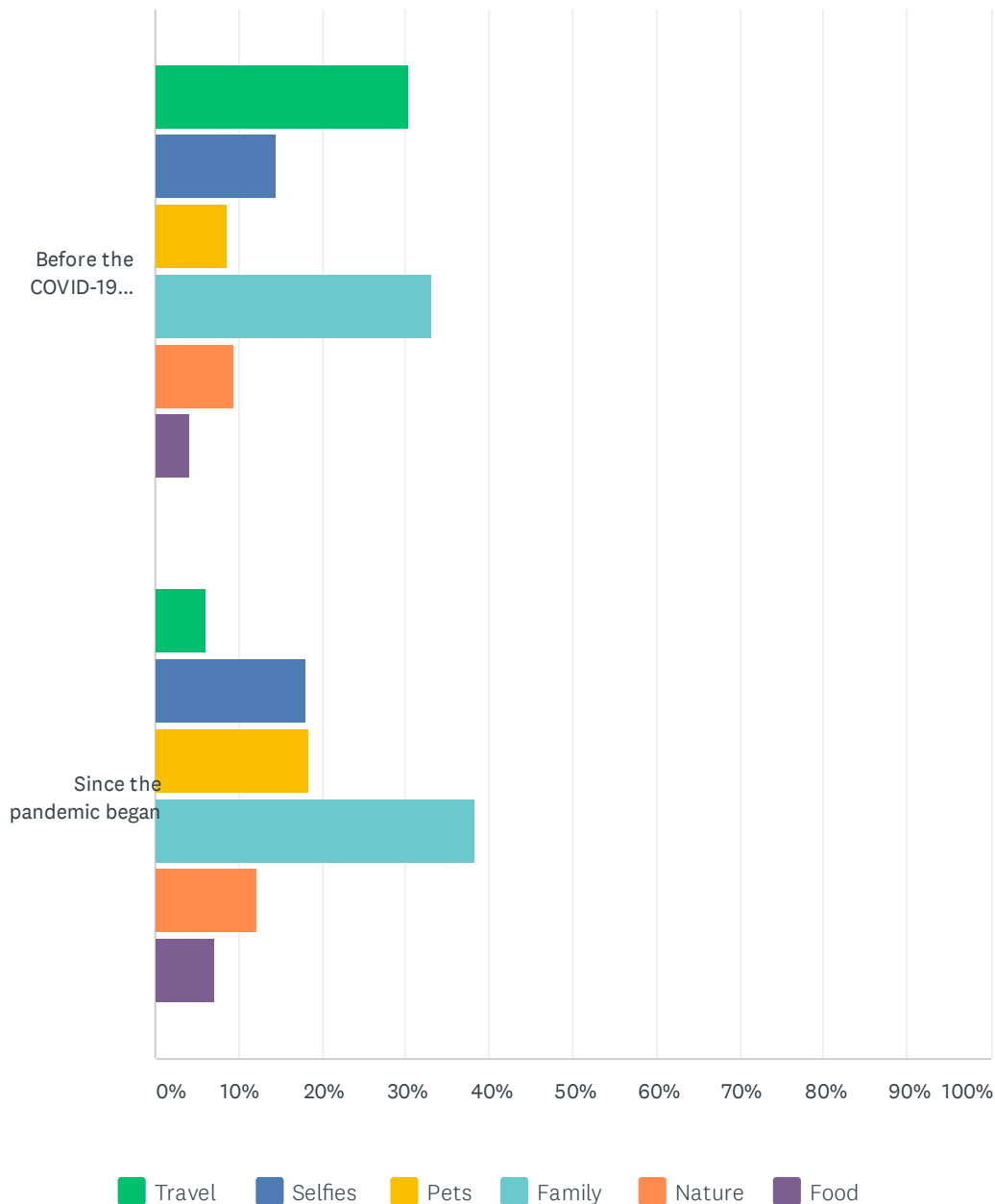
Answered: 1,347 Skipped: 11



	EVERY DAY	1-3 TIMES A WEEK	1-3 TIMES A MONTH	1-3 TIMES A YEAR	NEVER	TOTAL	WEIGHTED AVERAGE
Before the COVID-19 pandemic	52.83% 710	38.39% 516	5.80% 78	1.34% 18	1.64% 22	1,344	1.61
Since the pandemic began	40.69% 544	39.64% 530	16.01% 214	2.02% 27	1.65% 22	1,337	1.84

Q2 What was the majority of photos on your phone?

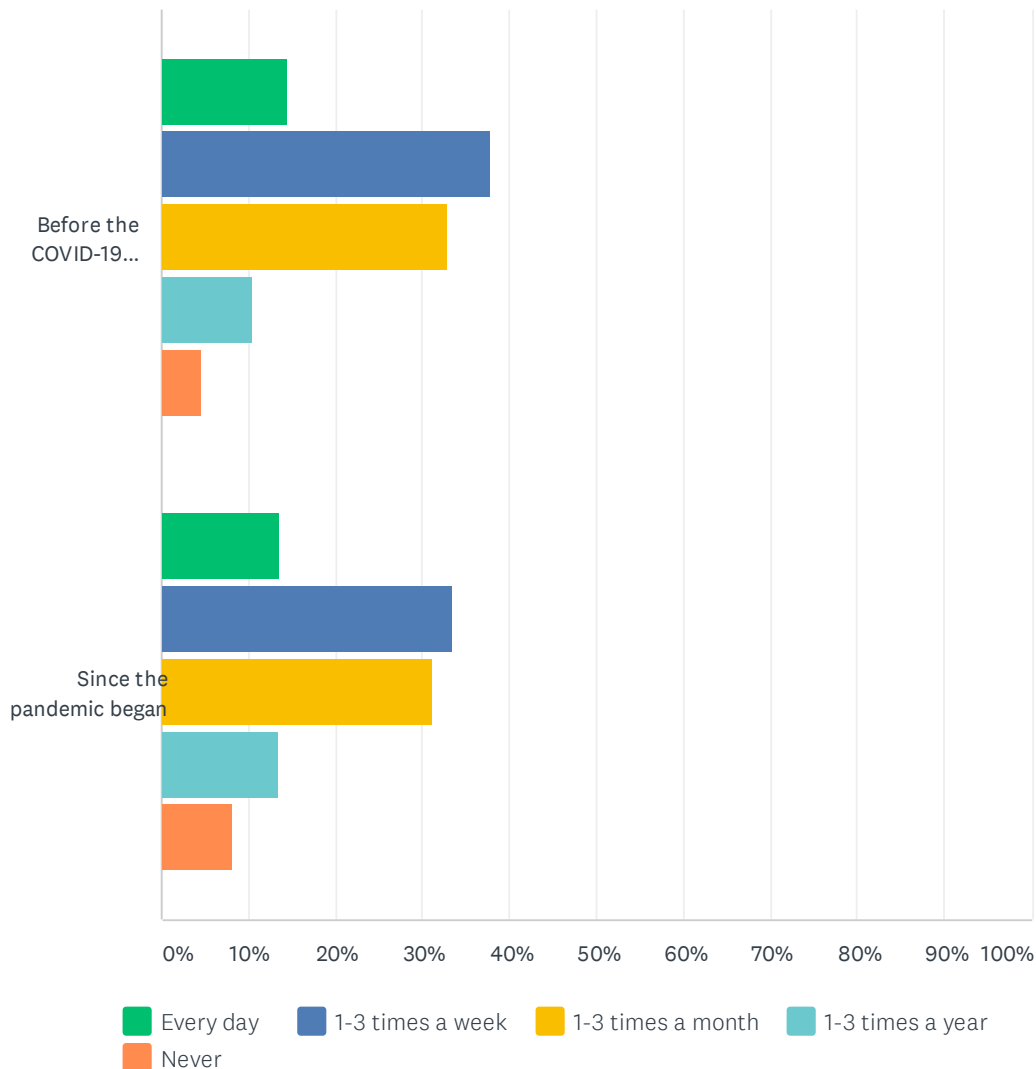
Answered: 1,311 Skipped: 47



	TRAVEL	SELFIES	PETS	FAMILY	NATURE	FOOD	TOTAL	WEIGHTED AVERAGE
Before the COVID-19 pandemic	30.40% 390	14.50% 186	8.50% 109	32.97% 423	9.51% 122	4.13% 53	1,283	2.89
Since the pandemic began	6.08% 77	18.01% 228	18.48% 234	38.31% 485	12.09% 153	7.03% 89	1,266	3.53

Q3 How often did you shoot videos?

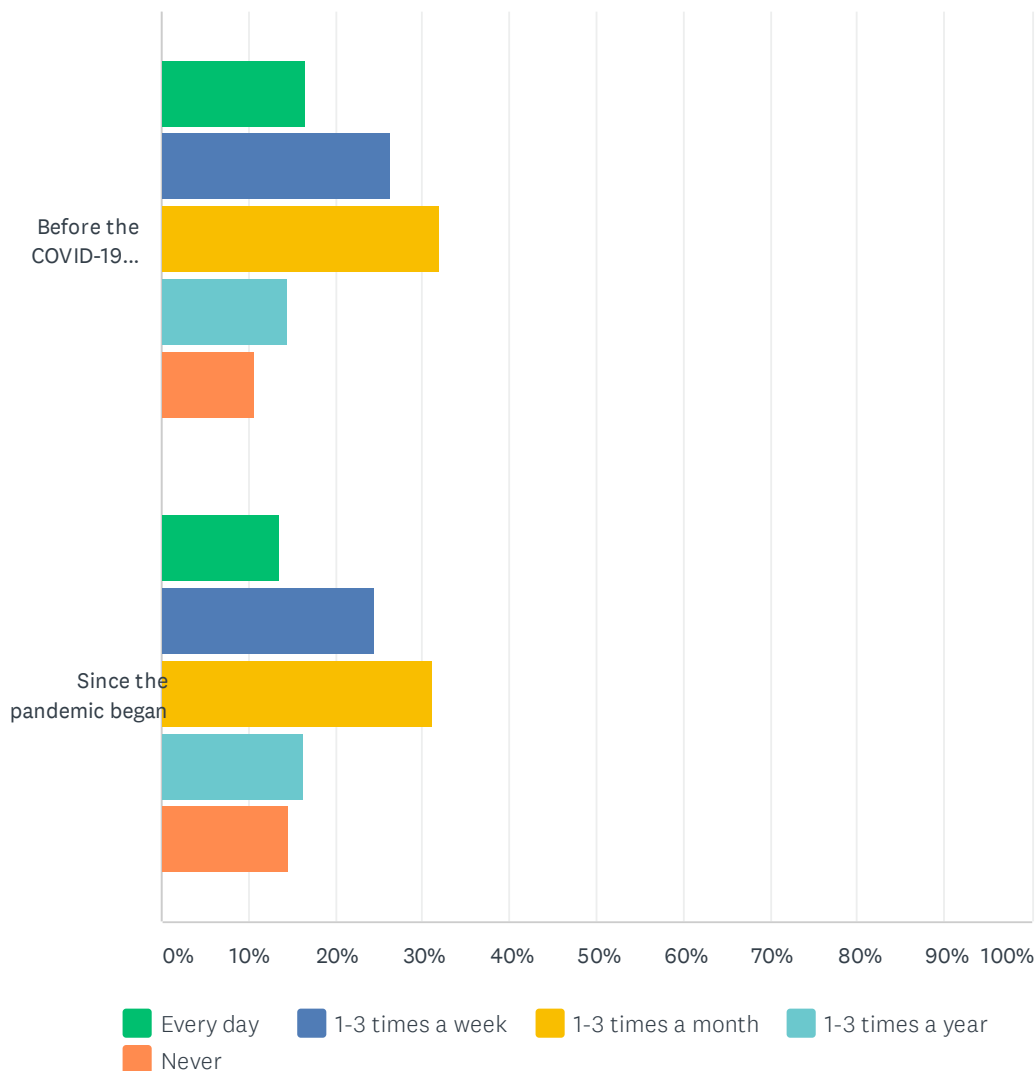
Answered: 1,340 Skipped: 18



	EVERY DAY	1-3 TIMES A WEEK	1-3 TIMES A MONTH	1-3 TIMES A YEAR	NEVER	TOTAL	WEIGHTED AVERAGE
Before the COVID-19 pandemic	14.44% 193	37.85% 506	32.76% 438	10.40% 139	4.56% 61	1,337	2.53
Since the pandemic began	13.70% 183	33.53% 448	31.21% 417	13.32% 178	8.23% 110	1,336	2.69

Q4 How often did you take selfies?

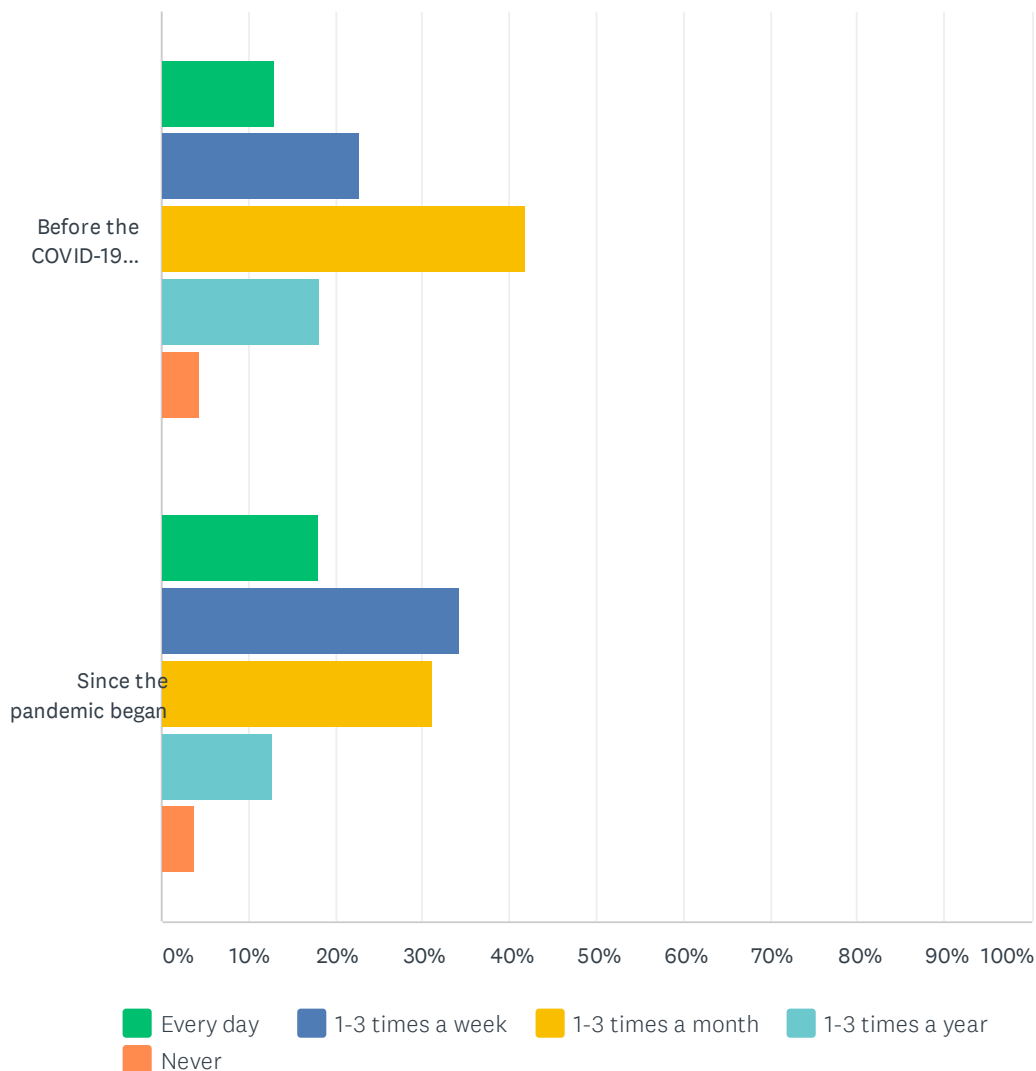
Answered: 1,337 Skipped: 21



	EVERY DAY	1-3 TIMES A WEEK	1-3 TIMES A MONTH	1-3 TIMES A YEAR	NEVER	TOTAL	WEIGHTED AVERAGE
Before the COVID-19 pandemic	16.53% 221	26.33% 352	32.01% 428	14.44% 193	10.70% 143	1,337	2.76
Since the pandemic began	13.58% 181	24.38% 325	31.21% 416	16.28% 217	14.55% 194	1,333	2.94

Q5 How often did you look at your old photos or videos?

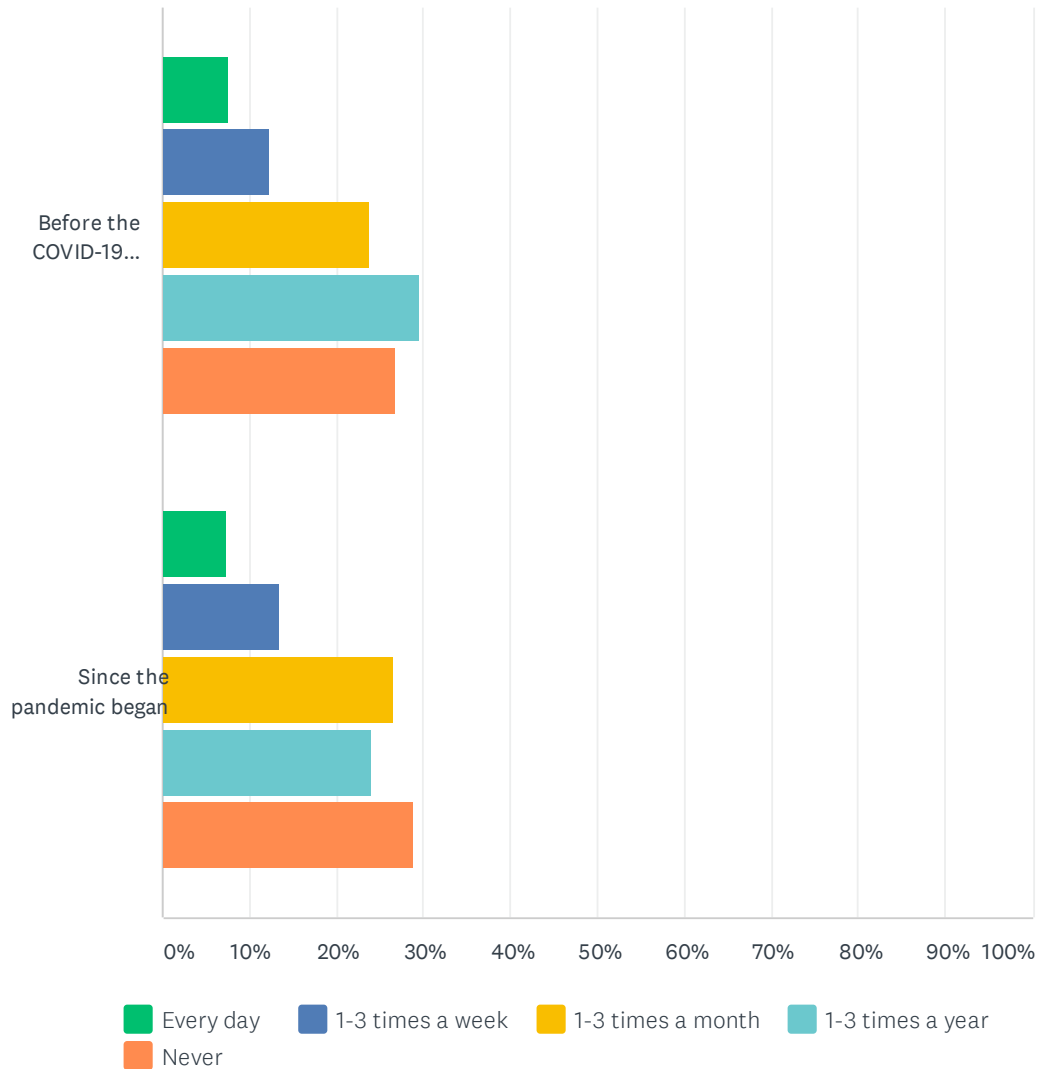
Answered: 1,052 Skipped: 306



	EVERY DAY	1-3 TIMES A WEEK	1-3 TIMES A MONTH	1-3 TIMES A YEAR	NEVER	TOTAL	WEIGHTED AVERAGE
Before the COVID-19 pandemic	12.93% 136	22.72% 239	41.83% 440	18.16% 191	4.37% 46	1,052	2.78
Since the pandemic began	17.90% 188	34.38% 361	31.24% 328	12.76% 134	3.71% 39	1,050	2.50

Q6 How often did you post old photos or videos on social media?

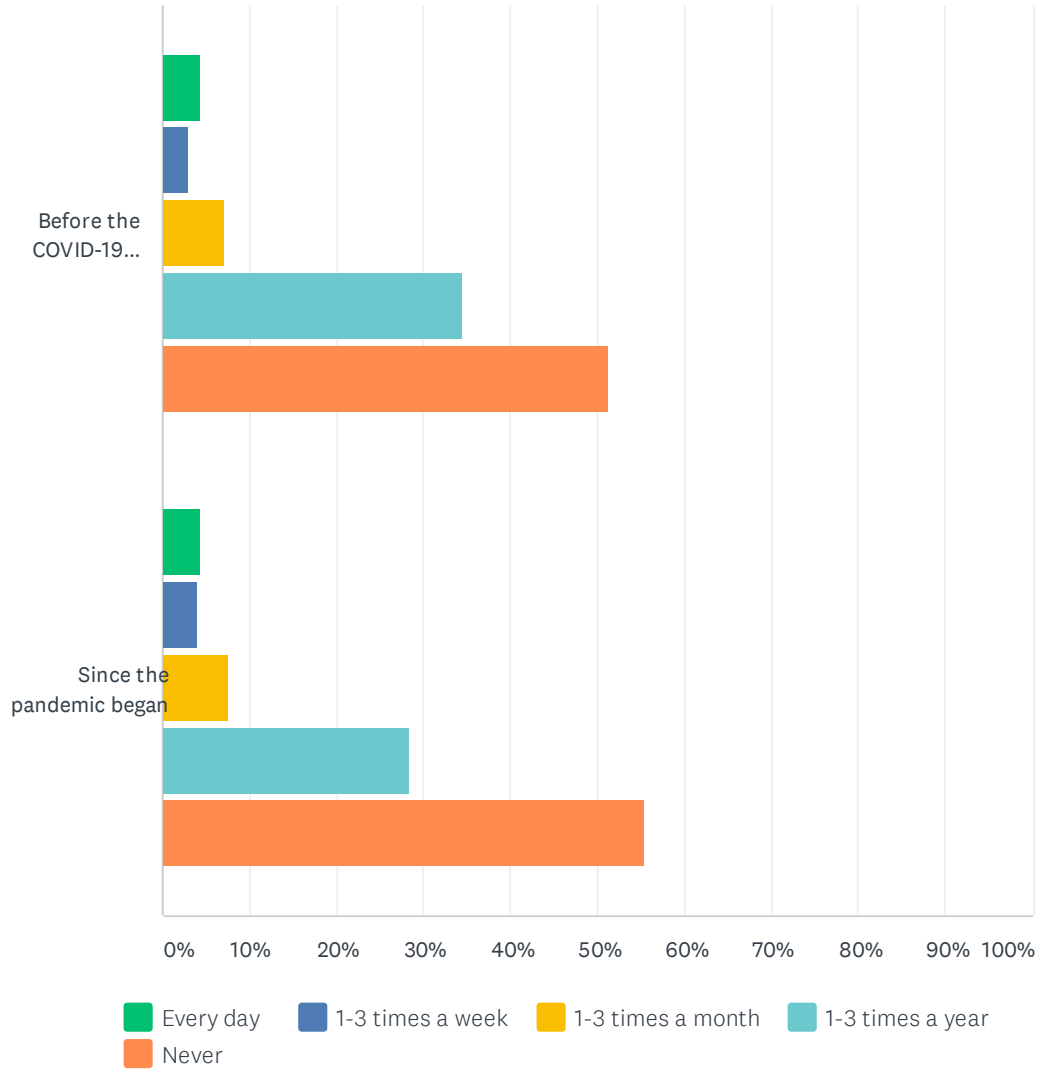
Answered: 1,050 Skipped: 308



	EVERY DAY	1-3 TIMES A WEEK	1-3 TIMES A MONTH	1-3 TIMES A YEAR	NEVER	TOTAL	WEIGHTED AVERAGE
Before the COVID-19 pandemic	7.44% 78	12.39% 130	23.93% 251	29.46% 309	26.79% 281	1,049	3.56
Since the pandemic began	7.26% 76	13.37% 140	26.55% 278	23.97% 251	28.84% 302	1,047	3.54

Q7 How often did you print the photos you took?

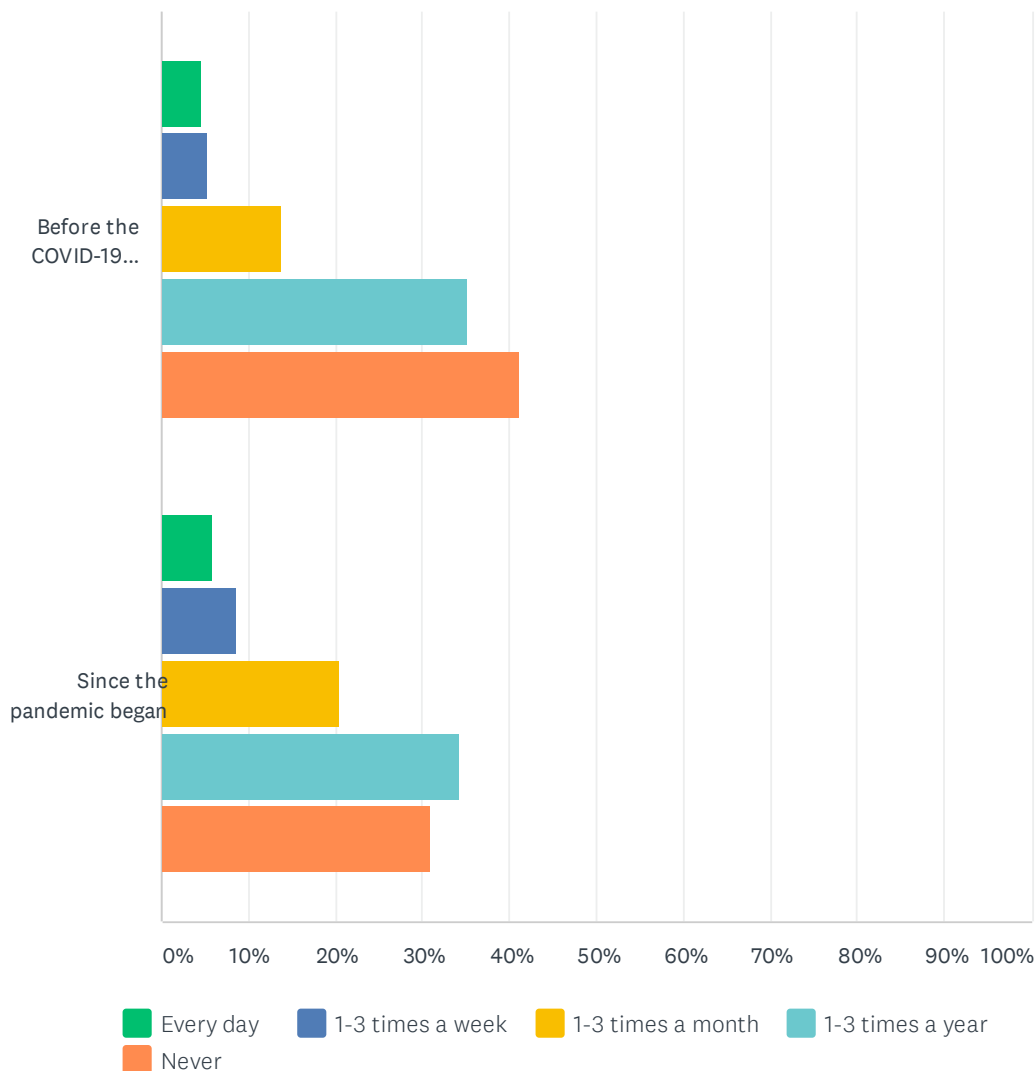
Answered: 1,049 Skipped: 309



	EVERY DAY	1-3 TIMES A WEEK	1-3 TIMES A MONTH	1-3 TIMES A YEAR	NEVER	TOTAL	WEIGHTED AVERAGE
Before the COVID-19 pandemic	4.30% 45	2.96% 31	7.07% 74	34.42% 360	51.24% 536	1,046	4.25
Since the pandemic began	4.48% 47	3.91% 41	7.63% 80	28.44% 298	55.53% 582	1,048	4.27

Q8 How often did you organize your photos and videos?

Answered: 1,049 Skipped: 309



	EVERY DAY	1-3 TIMES A WEEK	1-3 TIMES A MONTH	1-3 TIMES A YEAR	NEVER	TOTAL	WEIGHTED AVERAGE
Before the COVID-19 pandemic	4.58% 48	5.15% 54	13.84% 145	35.21% 369	41.22% 432	1,048	4.03
Since the pandemic began	5.94% 62	8.53% 89	20.42% 213	34.23% 357	30.87% 322	1,043	3.76